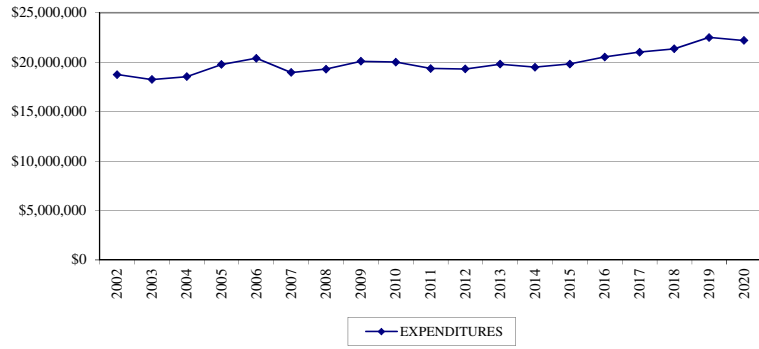


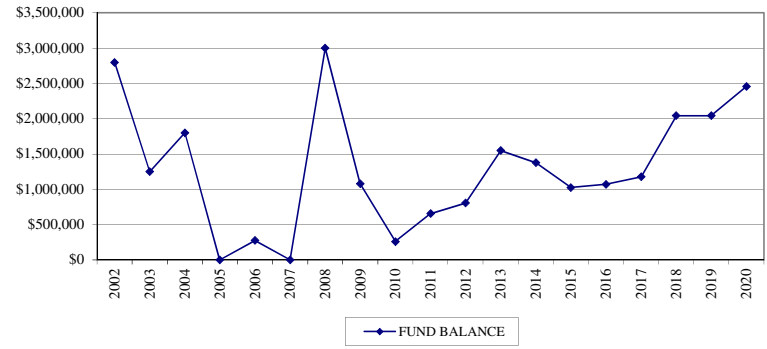
**TOWN OF AMHERST  
SANITARY SEWER FUND  
2020 ADOPTED BUDGET**

<b><u>ADOPTED BUDGET</u></b>	<b><u>COMBINED SEWER MAINT</u></b>	<b><u>Disposal Plant</u></b>	<b><u>Environmental Control</u></b>	<b><u>Erie County SS#5</u></b>	<b><u>Village of Williamsville</u></b>	<b><u>Town of Clarence</u></b>	<b><u>TOTAL</u></b>
Capital Debt	\$ 734,526	\$ 3,912,200	\$ -		\$ -		\$ 4,646,726
Water Pollution Debt (WWTP G9916)	\$ 2,638,553	\$ (3,403,097)	\$ -	\$ 375,473	\$ 241,436	\$ 103,569	\$ (44,066)
DEBT RESERVE	\$ 44,066	\$ (509,103)					\$ (465,037)
Capital Revenues	\$ -	\$ -	\$ -	\$ 375,473	\$ 241,436	\$ 103,569	\$ 720,478
<b>Total Capital Levy</b>	<b>\$ 3,417,145</b>	<b>\$ 0</b>	<b>\$ -</b>	<b>\$ -</b>	<b>\$ -</b>	<b>\$ -</b>	<b>\$ 3,417,145</b>
Maintenance Appropriation	\$ 5,449,607.79	\$ 11,925,690.16	\$ 186,771	\$ -	\$ -	\$ -	\$ 17,562,069
Disposal Plant O & M	\$ 11,102,467	\$ (11,925,690)	\$ (186,771)	\$ 319,806	\$ 536,246	\$ 153,942	\$ -
Maintenance Revenues	\$ 1,542,197	\$ -	\$ -	\$ 319,806	\$ 536,246	\$ 153,942	\$ 2,552,191
Appropriated Fund Balance	\$ (2,454,571)	\$ -	\$ -	\$ -	\$ -	\$ -	\$ (2,454,571)
<b>Total Maintenance Levy</b>	<b>\$ 12,555,307</b>	<b>\$ -</b>	<b>\$ -</b>	<b>\$ -</b>	<b>\$ -</b>	<b>\$ -</b>	<b>\$ 12,555,307</b>
<b>AMOUNT TO RAISE IN TAXES</b>	<b>\$ 15,972,452</b>	<b>\$ 0.00</b>	<b>\$ -</b>	<b>\$ -</b>	<b>\$ -</b>	<b>\$ -</b>	<b>\$ 15,972,452</b>
<b>PRIOR YEAR - 2017</b>							\$ 15,990,811
<b>\$ CHANGE</b>							\$ (18,359)
<b>% CHANGE</b>							-0.11%

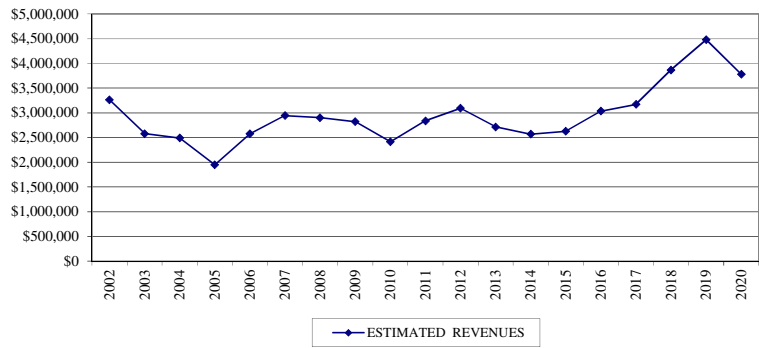
SEWER (G)



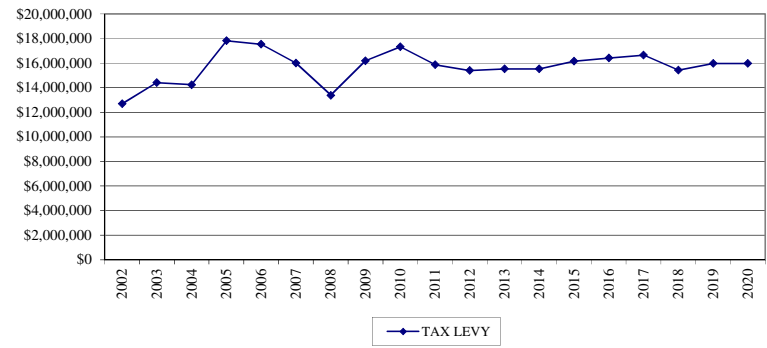
SEWER (G)



SEWER (G)



SEWER (G)





10/23/2019 11:43  
carroll

TOWN OF AMHERST - www.amherst.ny.us  
NEXT YEAR BUDGET COMPARISON REPORT

P 2  
bgnyrpts

PROJECTION: 2020 2020 BUDGET

FOR PERIOD 99

ACCOUNTS FOR:  
SANITARY SEWERS

	2018 ACTUAL	2019 ORIG BUD	2019 REVISED BUD	2020 REQUESTED	2020 BUDG OFFIC	2020 FINAL COMMENT
GRAND TOTAL	-19,821,234.56	-20,470,443.51	-20,481,799.95	.00	-19,754,223.57	-19,754,223.57

\*\* END OF REPORT - Generated by Darlene Carroll \*\*

10/16/2019 14:04  
carroll

TOWN OF AMHERST - www.amherst.ny.us  
NEXT YEAR BUDGET COMPARISON REPORT

P 1  
bgnyrpts

PROJECTION: 2020 2020 BUDGET

FOR PERIOD 99

ACCOUNTS FOR: SANITARY SEWERS	2018 ACTUAL	2019 ORIG BUD	2019 REVISED BUD	2020 REQUESTED	2020 BUDG OFFIC	2020 FINAL	COMMENT
G1990 CONTINGENT ACCOUNT							
G1990 4000 CONTRACTUA	.00	.00	.00	.00	374,300.00	374,300.00	
TOTAL CONTINGENT ACCOUNT	.00	.00	.00	.00	374,300.00	374,300.00	
G9000 SANITARY SEWER DISTRICT							
G9000 1000 PERSONAL S	1,693,724.37	1,785,502.07	1,785,602.07	1,945,002.75	1,701,499.21	1,701,499.21	
G9000 1200 OVERTIME	83,497.83	84,500.00	84,467.62	84,500.00	84,500.00	84,500.00	
G9000 1300 LONGEVITY	32,950.00	32,950.00	32,950.00	35,550.00	35,550.00	35,550.00	
G9000 1400 VAC BUYBAC	6,144.32	5,121.54	5,153.92	5,121.54	1,213.39	1,213.39	
G9000 1740 BRIEFING	3,506.70	6,000.00	6,000.00	6,000.00	6,000.00	6,000.00	
G9000 1800 CLOTHING	3,645.00	4,695.00	4,695.00	4,540.00	4,540.00	4,540.00	
G9000 1870 PEST/CONFI	5,000.00	.00	.00	.00	.00	.00	
G9000 2130 COMPUTER E	2,895.08	5,500.00	5,500.00	6,000.00	6,000.00	6,000.00	
G9000 2150 BUILDING I	.00	23,000.00	23,000.00	23,000.00	.00	.00	
G9000 2250 TRUCKS, TR	.00	.00	.00	306,000.00	.00	.00	
G9000 2300 OTHER MOTO	.00	.00	.00	49,000.00	.00	.00	
G9000 2550 OTHER SPEC	12,796.35	4,500.00	4,100.00	16,000.00	16,000.00	16,000.00	
G9000 2600 OTHER	25,841.23	18,800.00	27,376.44	27,000.00	27,000.00	27,000.00	
G9000 4010 OFFICE SUP	6,990.85	5,000.00	6,000.00	5,500.00	5,500.00	5,500.00	
G9000 4020 POSTAGE &	773.07	500.00	500.00	550.00	550.00	550.00	
G9000 4021 CDL LIC	930.00	400.00	400.00	400.00	400.00	400.00	
G9000 4025 PRINT/ADV/	3,114.79	2,000.00	2,000.00	2,250.00	2,250.00	2,250.00	
G9000 4030 PRINTING &	.00	500.00	500.00	500.00	500.00	500.00	
G9000 4040 TRAVEL	.00	800.00	800.00	800.00	800.00	800.00	
G9000 4050 MILEAGE	10.30	200.00	200.00	200.00	200.00	200.00	
G9000 4060 TELEPHONE	2,870.24	2,700.00	2,700.00	2,700.00	2,700.00	2,700.00	
G9000 4070 UTILITIES	34,630.17	34,000.00	34,000.00	34,000.00	34,000.00	34,000.00	
G9000 4080 DUES & SUB	1,021.47	300.00	300.00	300.00	300.00	300.00	
G9000 4090 PROFESSION	69,966.83	60,000.00	64,034.42	90,000.00	65,000.00	65,000.00	
G9000 4110 CONTRACTUA	555,173.59	625,000.00	598,830.00	633,000.00	600,000.00	600,000.00	
G9000 4120 TRAINING &	178.58	800.00	800.00	800.00	800.00	800.00	
G9000 4160 PHYSICAL E	307.90	500.00	500.00	500.00	500.00	500.00	
G9000 4190 TAX REFUND	37,707.02	5,308.36	5,308.36	5,308.36	5,797.59	5,797.59	
G9000 4220 BUILDING A	35,922.76	30,000.00	29,000.00	35,000.00	30,000.00	30,000.00	
G9000 4230 PASSENGER	1,926.11	1,000.00	1,000.00	1,000.00	1,000.00	1,000.00	
G9000 4240 TRUCKS, TR	61,398.22	50,000.00	50,000.00	55,000.00	50,000.00	50,000.00	
G9000 4280 R&M PUB. S	9,458.92	10,000.00	10,000.00	10,000.00	10,000.00	10,000.00	
G9000 4300 R & M OTHE	50,359.79	42,000.00	42,000.00	48,000.00	42,000.00	42,000.00	
G9000 4310 GAS AND OI	55,636.67	53,500.00	53,500.00	53,500.00	53,500.00	53,500.00	
G9000 4320 M&S AUTO P	32,004.41	36,000.00	36,000.00	36,000.00	36,000.00	36,000.00	

10/16/2019 14:04  
carroll

TOWN OF AMHERST - www.amherst.ny.us  
NEXT YEAR BUDGET COMPARISON REPORT

P 2  
bgnyrpts

PROJECTION: 2020 2020 BUDGET

FOR PERIOD 99

ACCOUNTS FOR: SANITARY SEWERS			2018 ACTUAL	2019 ORIG BUD	2019 REVISED BUD	2020 REQUESTED	2020 BUDG OFFIC	2020 FINAL	COMMENT
G9000	4330	RESURFACIN	31,694.57	26,000.00	26,000.00	28,000.00	28,000.00	28,000.00	
G9000	4340	LANDSCAPIN	3,978.37	4,000.00	4,000.00	4,500.00	4,000.00	4,000.00	
G9000	4350	CHEMICALS	237.60	1,200.00	1,200.00	1,000.00	600.00	600.00	
G9000	4410	PUBLIC SAF	4,278.52	5,000.00	5,000.00	5,000.00	5,000.00	5,000.00	
G9000	4420	UNIFORMS &	244.67	500.00	500.00	500.00	500.00	500.00	
G9000	4430	MISCELLANE	45,993.33	80,000.00	76,215.58	82,000.00	70,000.00	70,000.00	
G9000	4450	SMALL TOOL	8,462.17	15,000.00	15,000.00	14,000.00	14,000.00	14,000.00	
G9000	4520	DRUG AND A	654.00	1,200.00	1,200.00	1,000.00	1,000.00	1,000.00	
G9000	4930	LIABILITY	336,000.00	403,200.00	403,200.00	403,200.00	403,200.00	403,200.00	
G9000	6010	PRINCIPAL	480,606.00	499,086.00	499,086.00	415,333.00	422,592.00	422,592.00	
G9000	6020	PRINCIPAL	45,000.38	91,641.85	91,641.85	158,578.95	113,385.93	113,385.93	
G9000	7010	INTEREST O	152,084.26	137,197.80	137,197.80	120,583.76	163,152.06	163,152.06	
G9000	7020	INTEREST O	32,728.14	90,299.87	90,299.87	95,797.21	35,396.45	35,396.45	
G9000	8010	ST. RETIRE	248,446.29	248,108.87	248,108.87	231,136.84	265,213.64	265,213.64	
G9000	8030	SOCIAL SEC	136,529.54	146,785.80	146,785.80	159,174.64	140,247.65	140,247.65	
G9000	8040	WORKMEN'S	84,000.00	100,800.00	100,800.00	84,000.00	100,800.00	100,800.00	
G9000	8050	HOSPITAL &	369,443.47	425,000.00	425,000.00	368,250.00	391,942.58	391,942.58	
G9000	8051	DENTAL	24,050.09	23,000.00	23,000.00	21,000.00	23,000.00	23,000.00	
G9000	8052	VISION	2,114.28	2,100.00	2,100.00	2,100.00	2,200.00	2,200.00	
G9000	8053	RET HEALTH	90,869.76	100,000.00	100,000.00	157,000.00	96,403.73	96,403.73	
G9000	9000	INTER-FUND	955,713.61	905,000.00	934,000.00	894,000.00	925,000.00	925,000.00	
TOTAL SANITARY SEWER DISTRIC			5,883,511.62	6,236,197.16	6,247,553.60	6,769,177.05	6,029,734.23	6,029,734.23	
G9916	DISPOSAL PLANT 16								
G9916	1000	PERSONAL S	3,359,974.47	3,503,143.56	3,501,996.56	3,599,830.25	3,430,006.91	3,430,006.91	
G9916	1200	OVERTIME	221,356.81	210,000.00	209,798.68	210,000.00	210,000.00	210,000.00	
G9916	1300	LONGEVITY	56,150.00	54,250.00	54,250.00	55,250.00	55,250.00	55,250.00	
G9916	1400	VAC BUYBAC	3,548.32	7,923.44	8,124.76	6,233.32	8,417.45	8,417.45	
G9916	1800	CLOTHING	4,000.00	4,125.00	4,125.00	5,000.00	5,000.00	5,000.00	
G9916	1850	LUMP RETIR	10,609.75	.00	1,147.00	.00	.00	.00	
G9916	1870	PEST/CONFI	6,000.00	5,000.00	5,000.00	6,000.00	6,000.00	6,000.00	
G9916	1881	HEALTHBANK	.00	.00	.00	.00	.00	.00	
G9916	2130	COMPUTER E	25,705.38	46,520.00	55,033.00	22,650.00	22,650.00	22,650.00	
G9916	2150	BUILDING I	93,877.47	50,000.00	50,000.00	60,000.00	.00	.00	
G9916	2600	OTHER EQUI	69,026.60	10,000.00	42,291.41	10,000.00	10,000.00	10,000.00	
G9916	4010	OFFICE SUP	6,719.37	5,400.00	5,384.77	5,400.00	5,400.00	5,400.00	
G9916	4020	POSTAGE &	125.95	400.00	400.00	400.00	400.00	400.00	
G9916	4025	PRINT/ADV/	1,272.09	4,000.00	4,000.00	4,000.00	4,000.00	4,000.00	
G9916	4040	TRAVEL	3,392.12	2,000.00	2,000.00	3,000.00	3,000.00	3,000.00	
G9916	4060	TELEPHONE	5,292.48	6,300.00	6,300.00	6,300.00	6,300.00	6,300.00	
G9916	4090	PROFESSION	.00	15,000.00	15,000.00	15,000.00	15,000.00	15,000.00	
G9916	4110	CONTRACTUA	81,627.93	90,000.00	115,993.00	99,000.00	99,000.00	99,000.00	

10/16/2019 14:04  
carroll

TOWN OF AMHERST - www.amherst.ny.us  
NEXT YEAR BUDGET COMPARISON REPORT

P 3  
bgnyrpts

PROJECTION: 2020 2020 BUDGET

FOR PERIOD 99

ACCOUNTS FOR:			2018	2019	2019	2020	2020	2020	
SANITARY SEWERS			ACTUAL	ORIG BUD	REVISED BUD	REQUESTED	BUDG OFFIC	FINAL	COMMENT
G9916	4420	UNIFORMS &	1,447.17	1,500.00	1,500.00	1,500.00	1,500.00	1,500.00	
G9916	4650	PROPERTY T	185,937.30	160,167.00	160,167.00	260,000.00	260,000.00	260,000.00	
G9916	4700	UTILITIES-	153,328.51	152,000.00	152,000.00	152,000.00	154,000.00	154,000.00	
G9916	4710	UTILITIES-	1,330,021.12	1,378,000.00	1,378,000.00	1,378,000.00	1,340,000.00	1,340,000.00	
G9916	4740	UTILITIES-	141,268.63	90,000.00	90,000.00	90,000.00	90,000.00	90,000.00	
G9916	4800	CHEMICALS-	172,442.77	190,000.00	190,000.00	190,000.00	190,000.00	190,000.00	
G9916	4810	CHEMICALS-	166,174.68	175,000.00	175,000.00	190,000.00	175,000.00	175,000.00	
G9916	4820	CHEMICALS-	61,343.58	85,000.00	68,509.87	85,000.00	75,000.00	75,000.00	
G9916	4830	CHEMICALS-	13,537.80	15,000.00	15,216.63	15,000.00	15,000.00	15,000.00	
G9916	4850	OPERATOR T	9,320.34	9,000.00	9,000.00	12,000.00	12,000.00	12,000.00	
G9916	4860	LAB. SUPPL	66,755.61	55,000.00	62,499.13	45,000.00	45,000.00	45,000.00	
G9916	4870	PLANT SAFE	15,135.16	20,200.00	20,200.00	20,000.00	20,000.00	20,000.00	
G9916	4900	PLANT CONT	.00	2,000.00	2,000.00	2,000.00	2,000.00	2,000.00	
G9916	4910	PLANT VEHI	47,754.59	56,938.24	49,401.46	57,000.00	57,000.00	57,000.00	
G9916	4920	REPAIR/REP	289.70	.00	.00	.00	.00	.00	
G9916	4921	MECHANICAL	85,309.45	180,000.00	156,741.71	200,000.00	180,000.00	180,000.00	
G9916	4922	ELECTRICAL	111,660.34	119,844.00	111,331.00	110,000.00	110,000.00	110,000.00	
G9916	4923	HVAC	62,368.42	83,000.00	73,477.23	83,000.00	83,000.00	83,000.00	
G9916	4924	BUIL&GROUN	30,746.55	25,000.00	25,000.00	20,000.00	20,000.00	20,000.00	
G9916	4925	OFFICE	6,293.85	5,000.00	5,000.00	5,000.00	5,000.00	5,000.00	
G9916	4926	OPERATIONS	2,943.12	10,000.00	10,000.00	15,000.00	10,000.00	10,000.00	
G9916	4929	LIFT STAT	25,846.79	5,000.00	11,803.16	15,000.00	15,000.00	15,000.00	
G9916	4930	PLANT INSU	268,500.00	322,200.00	322,200.00	268,500.00	322,200.00	322,200.00	
G9916	4940	GAS & OIL	39,799.36	53,500.00	53,500.00	45,000.00	45,000.00	45,000.00	
G9916	4950	PLANT SLUD	1,060,495.17	900,000.00	900,000.00	1,100,000.00	750,000.00	750,000.00	
G9916	4960	PLANT SERV	105,810.44	160,000.00	134,000.00	160,000.00	134,000.00	134,000.00	
G9916	4996	SETTLEMENT	6,571.20	.00	.00	.00	.00	.00	
G9916	6010	PRINCIPAL	2,244,115.00	2,279,635.00	2,279,635.00	.00	2,447,825.00	2,447,825.00	
G9916	6020	PRINCIPAL	218,000.44	584,141.17	584,141.17	.00	286,000.46	286,000.46	
G9916	7010	INTEREST O	984,869.19	907,471.42	907,471.42	.00	1,038,157.16	1,038,157.16	
G9916	7020	INTEREST O	214,459.48	383,098.57	383,098.57	.00	140,216.96	140,216.96	
G9916	8010	ST. RETIRE	558,426.23	543,117.27	543,117.27	.00	529,762.23	529,762.23	
G9916	8030	SOCIAL SEC	273,912.15	289,509.81	289,509.81	296,996.99	284,172.59	284,172.59	
G9916	8040	WORKMEN'S	124,500.00	149,400.00	149,400.00	.00	149,400.00	149,400.00	
G9916	8050	HOSPITAL &	838,085.93	948,000.00	948,000.00	.00	889,125.36	889,125.36	
G9916	8051	DENTAL	40,158.90	37,000.00	37,000.00	.00	39,000.00	39,000.00	
G9916	8052	VISION	4,575.20	4,700.00	4,700.00	.00	4,800.00	4,800.00	
G9916	8053	RET HEALTH	490,437.95	465,000.00	465,000.00	.00	520,305.62	520,305.62	
G9916	8070	DISB PROT	144.42	.00	.00	.00	.00	.00	
G9916	9000	INTER-FUND	1,203,102.23	1,257,000.00	1,266,974.00	.00	1,300,000.00	1,300,000.00	
TOTAL DISPOSAL PLANT 16			15,314,567.51	16,115,484.48	16,115,438.61	8,924,060.56	15,619,889.74	15,619,889.74	
G9999	ENVIRONMENTAL CONTROL								
G9999	1000	PERSONAL S	75,430.62	80,465.36	79,335.46	82,312.70	82,312.70	82,312.70	

10/16/2019 14:04  
carroll

TOWN OF AMHERST - www.amherst.ny.us  
NEXT YEAR BUDGET COMPARISON REPORT

P 4  
bgnyrpts

PROJECTION: 2020 2020 BUDGET

FOR PERIOD 99

ACCOUNTS FOR: SANITARY SEWERS	2018 ACTUAL	2019 ORIG BUD	2019 REVISED BUD	2020 REQUESTED	2020 BUDG OFFIC	2020 FINAL	COMMENT
G9999 1200 OVERTIME	462.55	1,000.00	2,029.90	4,000.00	1,000.00	1,000.00	
G9999 1300 LONGEVITY	1,850.00	1,850.00	1,950.00	2,050.00	2,050.00	2,050.00	
G9999 1400 VAC BUYBAC	1,377.81	2,810.73	2,810.73	2,810.73	2,800.02	2,800.02	
G9999 1800 CLOTHING	.00	205.00	205.00	.00	.00	.00	
G9999 4010 OFFICE SUP	364.24	400.00	305.00	400.00	400.00	400.00	
G9999 4020 POSTAGE &	200.00	400.00	400.00	400.00	400.00	400.00	
G9999 4025 PRINT/ADV/	307.83	600.00	490.00	600.00	600.00	600.00	
G9999 4040 TRAVEL	176.05	.00	.00	.00	.00	.00	
G9999 4060 TELEPHONE	434.80	500.00	500.00	500.00	500.00	500.00	
G9999 4080 DUES & SUB	.00	155.00	.00	155.00	155.00	155.00	
G9999 4110 CONTRACTUA	15,635.25	18,500.00	18,500.00	18,500.00	16,000.00	16,000.00	
G9999 4120 TRAINING &	161.47	.00	299.00	.00	.00	.00	
G9999 4160 PHYSICAL E	.00	.00	95.00	.00	.00	.00	
G9999 4230 PASSENGER	.00	700.00	666.00	700.00	700.00	700.00	
G9999 4420 UNIFORMS &	.00	205.00	205.00	105.00	105.00	105.00	
G9999 4860 LAB. SUPPL	245.04	1,000.00	1,000.00	2,000.00	1,000.00	1,000.00	
G9999 4930 LIABILITY	9,000.00	10,800.00	10,800.00	10,800.00	10,800.00	10,800.00	
G9999 8010 ST. RETIRE	11,195.46	10,709.45	10,709.45	.00	11,622.31	11,622.31	
G9999 8030 SOCIAL SEC	5,917.10	6,604.33	6,604.33	6,974.77	6,744.45	6,744.45	
G9999 8040 WORKMEN'S	13,500.00	16,200.00	16,200.00	.00	16,200.00	16,200.00	
G9999 8050 HOSPITAL &	28,637.12	8,500.00	8,500.00	.00	30,381.12	30,381.12	
G9999 8051 DENTAL	1,307.72	1,000.00	1,000.00	.00	1,000.00	1,000.00	
G9999 8052 VISION	46.68	100.00	100.00	.00	100.00	100.00	
TOTAL ENVIRONMENTAL CONTROL	166,249.74	162,704.87	162,704.87	132,308.20	184,870.60	184,870.60	
TOTAL SANITARY SEWERS	21,364,328.87	22,514,386.51	22,525,697.08	15,825,545.81	22,208,794.57	22,208,794.57	
TOTAL REVENUE	.00	.00	.00	.00	.00	.00	
TOTAL EXPENSE	21,364,328.87	22,514,386.51	22,525,697.08	15,825,545.81	22,208,794.57	22,208,794.57	
GRAND TOTAL	21,364,328.87	22,514,386.51	22,525,697.08	15,825,545.81	22,208,794.57	22,208,794.57	

\*\* END OF REPORT - Generated by Darlene Carroll \*\*