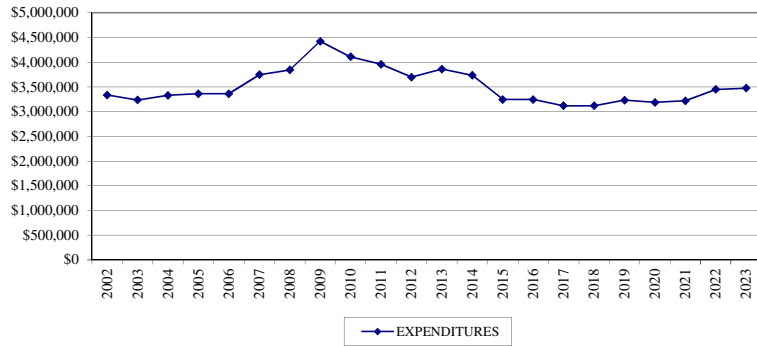


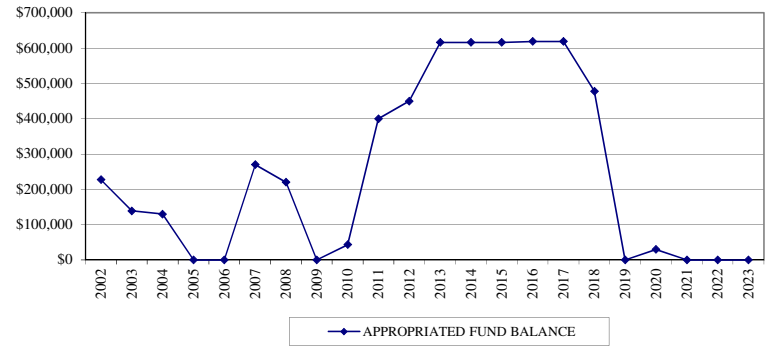
**Town of Amherst
Lighting Districts (Consolidated)
2023 Adopted Budget**

<u>2023 Adopted Budget</u>	2023	2022	Change	% Change
Budget Appropriations	3,474,031.02	3,449,378.91	24,652.11	0.71%
Estimated Revenues	(5,241.12)	(4,823.14)	(417.98)	8.67%
Appropriated Fund Balance	-	-	-	0.00%
Amount to Raise in Taxes	\$ 3,468,789.90	\$ 3,444,555.77	\$ 24,234.13	0.70%
Code	22975			
Assessed Value	5,365,127,432	5,367,369,978		
Rate per \$1,000 Assessed Value	\$ 0.646544	\$ 0.641759		
A property assessed at \$300,000 will pay:				
	\$ 193.96	\$ 192.53		

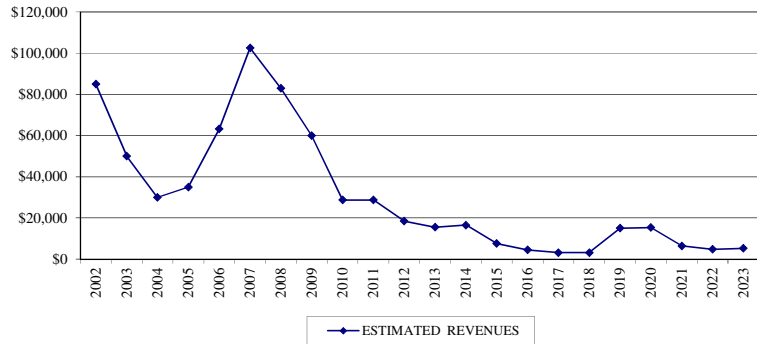
LIGHTING (E)



LIGHTING (E)



LIGHTING (E)



LIGHTING (E)



11/08/2022 15:08
bramerd

TOWN OF AMHERST - www.amherst.ny.us
NEXT YEAR BUDGET COMPARISON REPORT

P 1
bgnyrpts

PROJECTION: 2023 2023 BUDGET

FOR PERIOD 99

ACCOUNTS FOR: LIGHTING DISTRICTS	2021 ACTUAL	2022 ORIG BUD	2022 REVISED BUD	2023 REQUESTED	2023 BUDG OFFIC	2023 FINAL	COMMENT
E0001 NON-DEPARTMENTAL REVENUES							
E0001 01001 REAL PROPE	-3,212,782.61	-3,444,555.77	-3,444,555.77	.00	-3,468,789.90	-3,468,789.90	
E0001 02401 INTEREST &	-802.34	-1,200.00	-1,200.00	-1,200.00	-1,200.00	-1,200.00	
TOTAL NON-DEPARTMENTAL REVEN	-3,213,584.95	-3,445,755.77	-3,445,755.77	-1,200.00	-3,469,989.90	-3,469,989.90	
E9997 CONSOLIDATED DISTRICT ACCOUNT							
E9997 02701 REFUND PRI	-1,591.09	.00	.00	.00	.00	.00	
E9997 05002 EM'EE HEAL	-3,635.84	-3,623.14	-3,623.14	-4,041.12	-4,041.12	-4,041.12	
TOTAL CONSOLIDATED DISTRICT	-5,226.93	-3,623.14	-3,623.14	-4,041.12	-4,041.12	-4,041.12	
TOTAL LIGHTING DISTRICTS	-3,218,811.88	-3,449,378.91	-3,449,378.91	-5,241.12	-3,474,031.02	-3,474,031.02	
GRAND TOTAL	-3,218,811.88	-3,449,378.91	-3,449,378.91	-5,241.12	-3,474,031.02	-3,474,031.02	

** END OF REPORT - Generated by Daryl Bramer **

11/08/2022 15:09
bramerd

TOWN OF AMHERST - www.amherst.ny.us
NEXT YEAR BUDGET COMPARISON REPORT

P 1
bgnyrpts

PROJECTION: 2023 2023 BUDGET

FOR PERIOD 99

ACCOUNTS FOR: LIGHTING DISTRICTS	2021 ACTUAL	2022 ORIG BUD	2022 REVISED BUD	2023 REQUESTED	2023 BUDG OFFIC	2023 FINAL	COMMENT		
<hr/>									
E1990	CONTINGENT ACCOUNT								
<hr/>									
4	CONTRACTUAL								
E1990	4000	CONTRACTUA	.00	88,000.00	88,000.00	.00	152,000.00	152,000.00	_____
	TOTAL CONTRACTUAL		.00	88,000.00	88,000.00	.00	152,000.00	152,000.00	_____
	TOTAL CONTINGENT ACCOUNT		.00	88,000.00	88,000.00	.00	152,000.00	152,000.00	_____
<hr/>									
E9997	CONSOLIDATED DISTRICT ACCOUNT								
<hr/>									
1	PERSONAL SERVICES								
E9997	1000	PERSONAL S	94,827.30	118,299.50	117,799.50	125,895.50	125,895.50	125,895.50	_____
E9997	1800	CLOTHING	490.00	.00	500.00	.00	.00	.00	_____
	TOTAL PERSONAL SERVICES		95,317.30	118,299.50	118,299.50	125,895.50	125,895.50	125,895.50	_____
<hr/>									
4	CONTRACTUAL								
E9997	4070	UTILITIES	3,073,052.17	3,125,000.00	3,125,000.00	3,200,000.00	3,080,850.00	3,080,850.00	_____
E9997	4110	CONTRACTUA	500.00	2,000.00	2,000.00	2,000.00	2,000.00	2,000.00	_____
E9997	4190	TAX REFUND	14.45	309.10	309.10	25.31	25.31	25.31	_____
E9997	4420	UNIFORMS &	.00	175.00	175.00	175.00	175.00	175.00	_____
E9997	4930	LIABILITY	24,750.00	34,704.69	34,704.69	.00	22,299.95	22,299.95	_____
	TOTAL CONTRACTUAL		3,098,316.62	3,162,188.79	3,162,188.79	3,202,200.31	3,105,350.26	3,105,350.26	_____
<hr/>									
8	EMPLOYEE BENEFITS								
E9997	8010	ST. RETIRE	15,104.86	12,792.46	12,792.46	.00	12,633.76	12,633.76	_____
E9997	8030	SOCIAL SEC	7,010.53	9,049.91	9,049.91	9,631.01	9,631.01	9,631.01	_____
E9997	8050	HOSPITAL &	25,792.73	29,484.42	29,484.42	.00	28,778.03	28,778.03	_____
E9997	8051	DENTAL	994.91	1,089.65	1,089.65	.00	1,504.69	1,504.69	_____
E9997	8052	VISION	123.96	136.72	136.72	.00	130.24	130.24	_____
E9997	8053	RET HEALTH	15,876.35	19,337.46	19,337.46	.00	28,107.53	28,107.53	_____
	TOTAL EMPLOYEE BENEFITS		64,903.34	71,890.62	71,890.62	9,631.01	80,785.26	80,785.26	_____
<hr/>									
9	INTER-FUND TRANSFER								
E9997	9000	INTER-FUND	8,731.47	9,000.00	9,000.00	10,000.00	10,000.00	10,000.00	_____
	TOTAL INTER-FUND TRANSFER		8,731.47	9,000.00	9,000.00	10,000.00	10,000.00	10,000.00	_____
	TOTAL CONSOLIDATED DISTRICT		3,267,268.73	3,361,378.91	3,361,378.91	3,347,726.82	3,322,031.02	3,322,031.02	_____
	TOTAL LIGHTING DISTRICTS		3,267,268.73	3,449,378.91	3,449,378.91	3,347,726.82	3,474,031.02	3,474,031.02	_____
	GRAND TOTAL		3,267,268.73	3,449,378.91	3,449,378.91	3,347,726.82	3,474,031.02	3,474,031.02	_____

** END OF REPORT - Generated by Daryl Bramer **